




INDUSTRIAL CENTRIFUGAL FANS BC SERIES

CAPACITY RANGE OF BC SERIES CENTRIFUGAL FANS

VOLUMETRIC FLOW:
up to 160,000 m³/h (45 m³/s)

TOTAL PRESSURE:
up to 14,000 Pa (1,400 mm WG)

EFFICIENCY:
up to 85%



SELECTION AREAS FOR BC SERIES FANS



BC centrifugal fan series have been developed in our company laboratories, following DYNI's 40 years technical expertise and latest data of applied research in the field. As a result, BC centrifugal fans stand out for their high performance and reliable operation. They perfectly fit for industrial and commercial applications.

Fan performance curves have been developed experimentally according to ISO 5801:2017 Fans - Performance testing using standardised airways.

TECHNICAL CHARACTERISTICS OF BC SERIES CENTRIFUGAL FANS

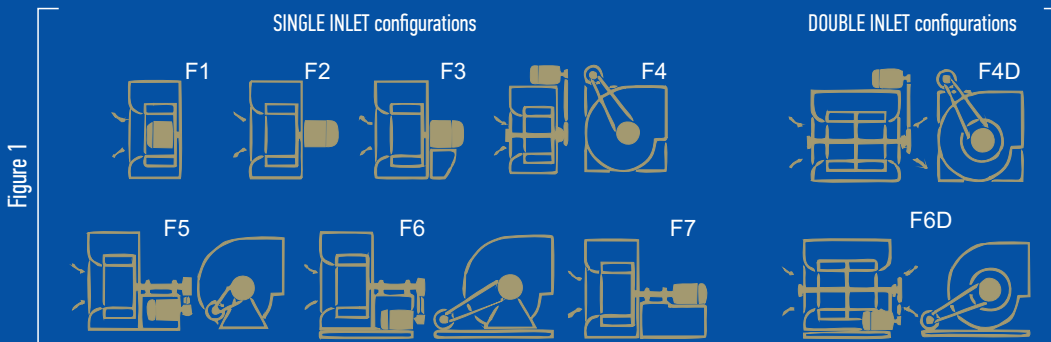
Casing and fan impellers are welded and manufactured from high quality steel. All fan components adhere to ISO standards. Therefore, constant quality and spare parts interchangeability is assured.

Different possible configurations are presented in the following figure. Electrical motors are usually three-phase, high quality short-circuited. Special motor types are also available on demand.

BC fan series are constructed in two classes: -N- (Normal) for low power motors, -H- (Heavy) for higher absorbed power.

BC fans configurations are illustrated in Figure 1 (F1 to F7 single inlet and F4D, F6D double inlet).

Special fan constructions are available upon request.



Allowable air flow temperature:

configuration F1
-25°C to +40°C

configurations
F2, F3, F4D, F6D
-25°C to +80°C

configurations
F4, F5, F6, F7
-25°C to +120°C

For higher temperatures, up to 650°C, special constructions with shaft and bearing cooling system are available.

Configurations F1, F2, F3, F5, F6 and F7 have the possibility to rotate casing in different directions according to Figure 2. For configurations F4, F4D and F6D, casing is fixed and welded only in the positions R 0, R 90, R 180, R 270, L 0, L 90, L 180 and L 270.

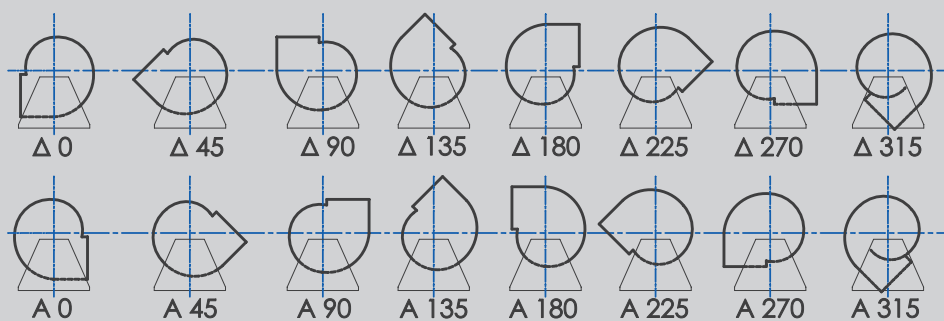


Figure 2. Casing rotating positions

SPECIAL CONSTRUCTIONS

Special fans for pneumatic conveying in heavily dusted air-flows are designed and constructed, avoiding a risk of particles' accretion on the blades.

APPLICATION AREAS

Industrial ventilation, filters, scrubbers, chemical and process industries, furnaces and kilns, dryers, pneumatic conveying of bulk materials, silos, dedusting systems, high temperature applications up to 650°C, corrosive environment etc.



DYNI S.A.
Industrial fans department

GR 570 08 Ionia, P.O. Box 547, Thessaloniki, Macedonia, Greece
Tel: +30 2310 781 702 - Fax: +30 2310 781 724
Email: info@dyni.gr - Website: www.dyni.gr